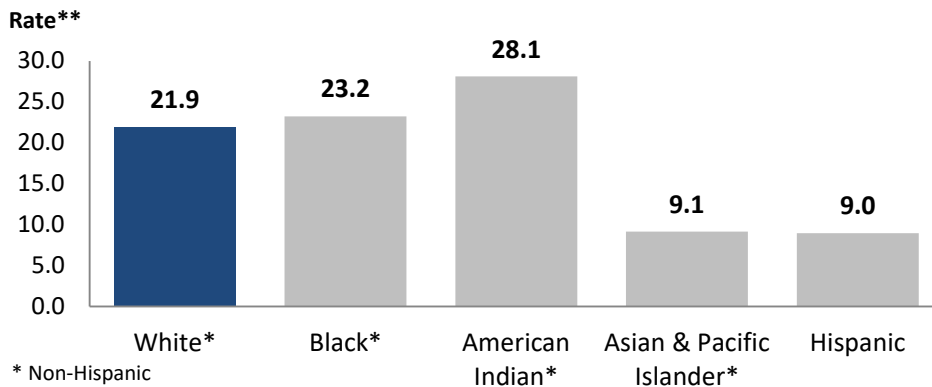


NC Violent Death Reporting System

VIOLENT DEATHS AMONG NON-HISPANIC WHITE RESIDENTS IN NORTH CAROLINA: 2011-2020

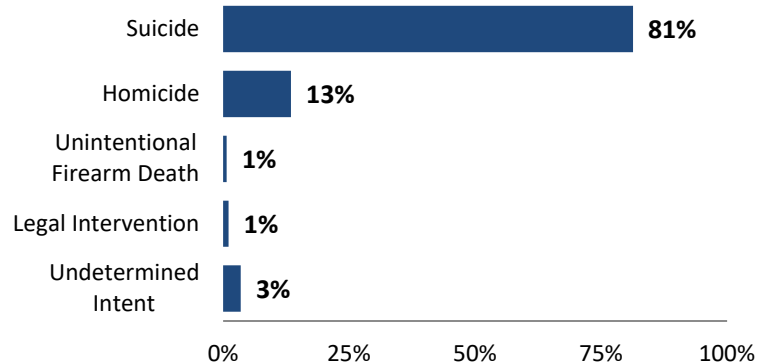
The North Carolina Violent Death Reporting System (NC-VDRS) is a CDC-funded statewide surveillance system that collects detailed information on violent deaths that occur in North Carolina including: homicide, suicide, unintentional firearm deaths, legal intervention, and deaths of undetermined intent. NC-VDRS triangulates information from death certificates, medical examiner reports, and law enforcement reports to understand and aid in the prevention of violent deaths. For more information, please visit <https://www.injuryfreenc.ncdhhs.gov/About/ncVDRS.htm>.

Violent Death Rate by Race/Ethnicity: NC-VDRS, 2011-2020



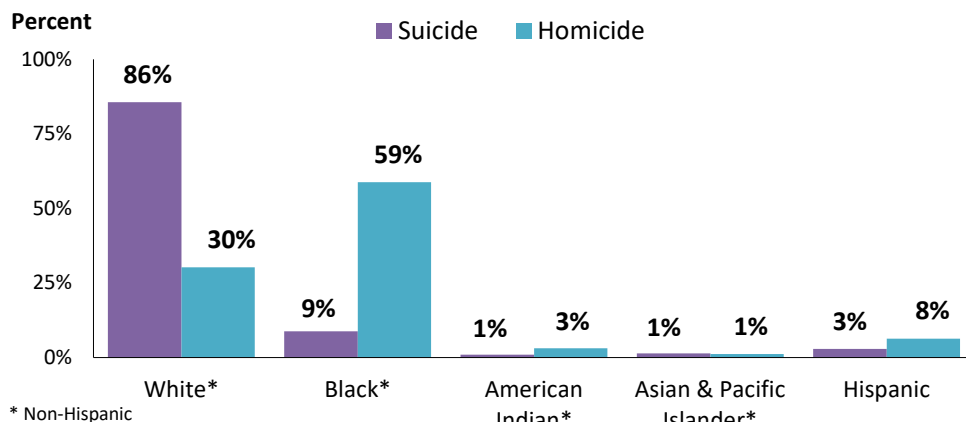
- For the year 2020, there were 6,711,126 non-Hispanic (NH) white residents living in North Carolina, accounting for 63.3% of the state's population.
- NH white victims had the third highest rate of violent death by race in North Carolina (21.9 per 100,000)

Manner of Death Among NH White Victims: NC-VDRS 2011-2020



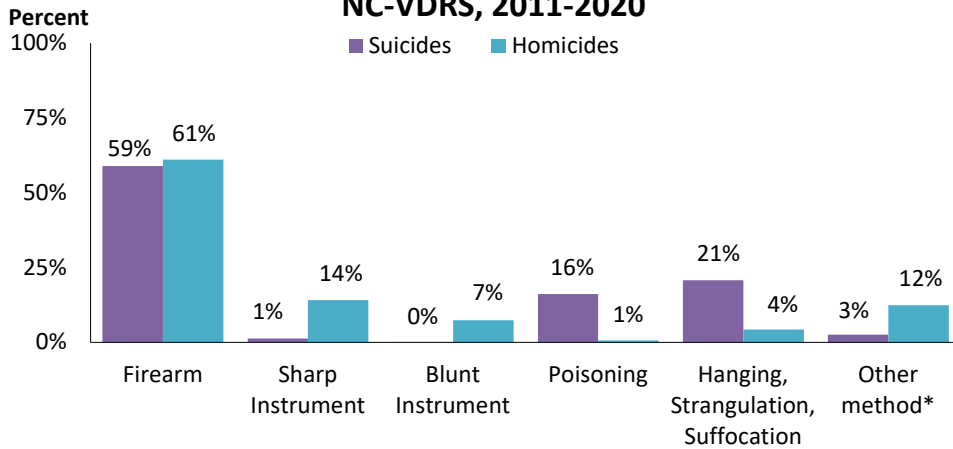
- From 2011 to 2020, 14,293 NH white residents in North Carolina died by violence.
- There were 1,921 homicides (13.4%), 11,622 suicides (81.3%), 97 unintentional firearm deaths (0.7%), 153 deaths due to legal interventions (1.1%), and 500 deaths of undetermined intent (3.5%) among NH white residents.
- Male NH White residents were more likely to die by violence than females from 2011 to 2020 (73.8% versus 26.2%).

Manner of Death by Race/Ethnicity: NC-VDRS, 2011-2020



- NH white victims accounted for 30.3% of all homicides and 85.7% of all suicides, across all racial groups in North Carolina from 2011 to 2020.
- In contrast, NH Black victims accounted for 58.9% of all homicides and 8.8% of all suicides, across all racial groups in North Carolina from 2011 to 2020.

Method of Death Among NH White Victims: NC-VDRS, 2011-2020



- The majority of homicides (61.1%) and suicides (59.0%) among NH white victims involved firearms.

- The second most common method of homicide was sharp instruments (14.1%).

- The second most common method of suicide was hanging, strangulation or suffocation (20.8%).

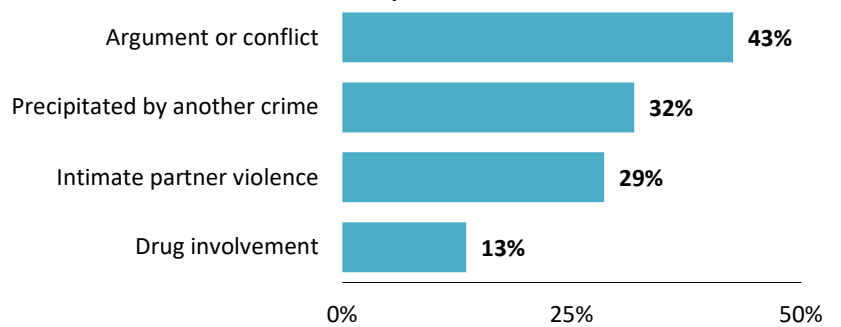
*Other includes fire/burns, falls, intentional neglect, personal weapons and other methods.

- Of all homicides among NH white victims with known circumstance information, over two-fifths (42.6%) involved an argument or conflict.

- Another serious crime (e.g., robbery, burglary) precipitated 31.8% of homicides among NH white victims.

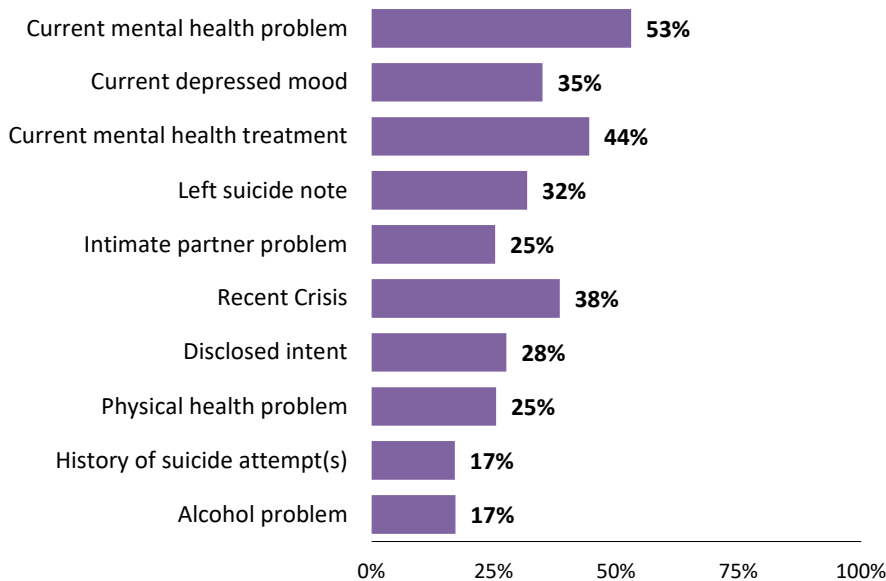
- Of these homicides, 28.5% involved intimate partner violence.

Homicide Circumstances* Among NH White Victims: NC-VDRS, 2011-2020



* Ninety-three percent (93.4%) of homicide cases had circumstance information.

Suicide Circumstances* Among NH White Victims: NC-VDRS, 2011-2020



* Ninety-six percent (95.9%) of suicide cases had circumstance information.

- Among NH white suicide victims with known circumstance information, 53.1% were characterized as having a current mental health problem and 35.0% were characterized as being depressed at the time of suicide.

- More than one-third (38.4%) of NH white suicide victims experienced a recent crisis.

- Thirty-two percent (31.8%) of NH white suicide victims left a suicide note and 27.5% disclosed their intent to complete suicide.

- One-quarter (25.3%) of NH white suicide victims experienced a recent problem with an intimate partner.

The North Carolina Violent Death Reporting System is supported by Cooperative Agreement 5NU17/CE002613-05-00 from the Centers for Disease Control and Prevention (CDC).

NC Division of Public Health / www.publichealth.nc.gov / Injury Epidemiology & Surveillance Unit/ 919-707-5425

NC Violent Death Reporting System / 919-707-5432

State of North Carolina / Department of Health and Human Services / www.ncdhhs.gov

NC DHHS is an equal opportunity employer and provider.

2020 FINAL DATA 6/20/2022

Please see the NC-VDRS 2020 Annual Report for additional data and technical information:

<https://www.injuryfreenc.ncdhhs.gov/DataSurveillance/ViolentDeathData.htm>