

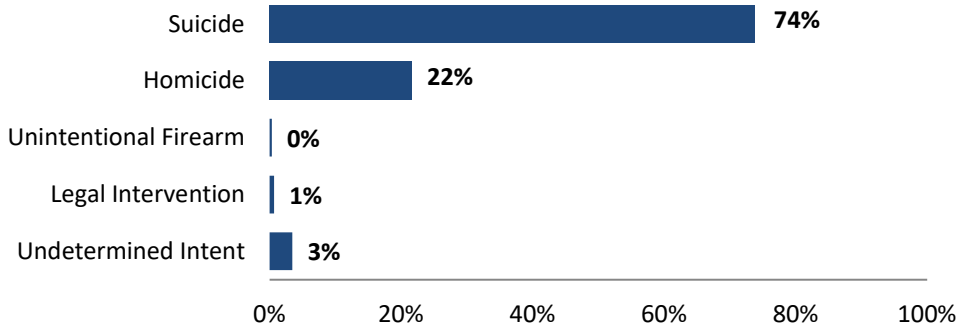
NC Violent Death Reporting System

VIOLENT DEATH IN NORTH CAROLINA: UNION COUNTY INCIDENTS, 2011-2020

The North Carolina Violent Death Reporting System (NC-VDRS) is a CDC-funded statewide surveillance system that collects detailed information on violent deaths that occur in North Carolina, including: homicide, suicide, unintentional firearm deaths, legal intervention, and deaths of undetermined intent. NC-VDRS triangulates information from death certificates, medical examiner reports, and law enforcement reports to understand and aid in the prevention of violent deaths. Data reported in this document are based on the county where the death occurred rather than county residence¹. For more information, please visit <https://www.injuryfreenc.ncdhhs.gov/About/ncVDRS.htm>.

¹The occurrent ratio is used instead of the rate. This statistic is derived from the total number of violent deaths resulting from injuries in a specified geographic region divided by the number of residents in the region.

**Manner of Death: Union County, NC:
NC-VDRS, 2011-2020***



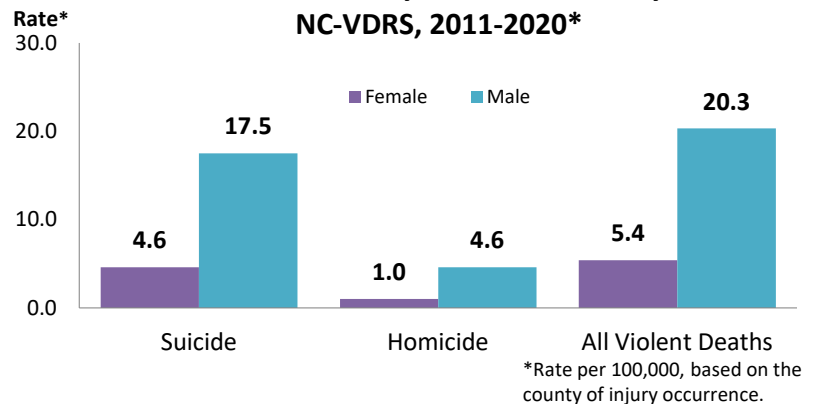
- For the years 2011-2020, there were 287 violent deaths from injuries sustained in Union County. Of these 287 deaths, 275 were NC residents (95.8%) and 257 were Union County residents (89.5%).

- There were 212 suicides (73.9%), 62 homicides (21.6%), one unintentional firearm death (0.3%), two deaths from legal intervention (0.7%), and 10 deaths of undetermined intent (3.5%).

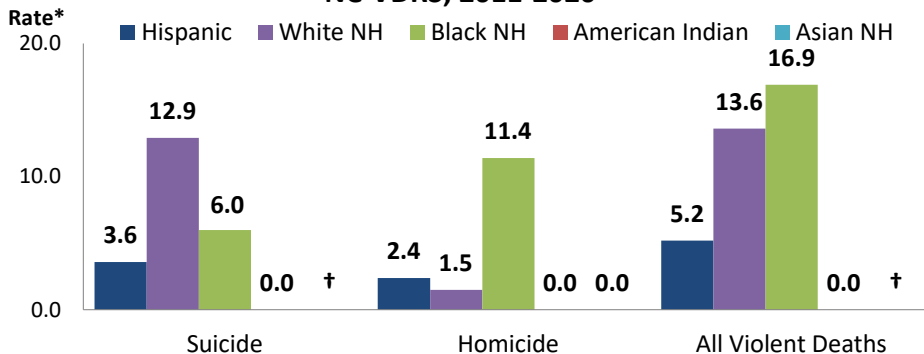
*Based on the county of injury occurrence.

- In Union County, the suicide ratio was 3.8 times higher in males than in females, and the homicide ratio was 4.6 times higher in males than in females.

**Manner of Death by Sex: Union County, NC:
NC-VDRS, 2011-2020***



**Manner of Death by Race/Ethnicity: Union County, NC:
NC-VDRS, 2011-2020***

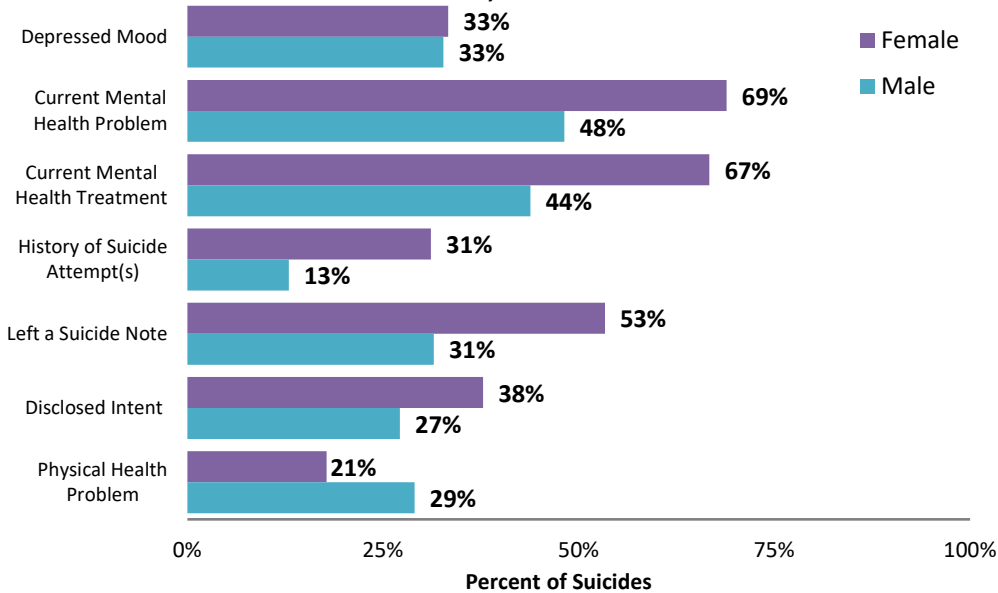


- The suicide rate was highest for non-Hispanic (NH) white victims (12.9 suicides per 100,000 population) followed by NH Black victims (6.0 per 100,000).

- In contrast, the homicide rate was highest among NH Black victims (11.4 per 100,000 population) followed by Hispanic victims (2.4 per 100,000).

- Suicides and homicides displayed dissimilar age patterns. Homicide rates peaked among those aged 25-34 with 6.8 homicides per 100,000, while suicide rates peaked among those aged 85 and older with 25.0 suicides per 100,000.
- More than two-thirds of homicides (69.4%) and over half of suicides (59.0%) involved firearms.
- Suspicion of intoxication was reported in 17.7% of homicides and 21.7% of suicides.
- For homicide incidents where one or more suspects were identified, the relationship of the victim to the suspect was known (current or former spouse/boyfriend/girlfriend, family, friend or acquaintance) more frequently for female (72.7%) than for male (70.6%) victims.

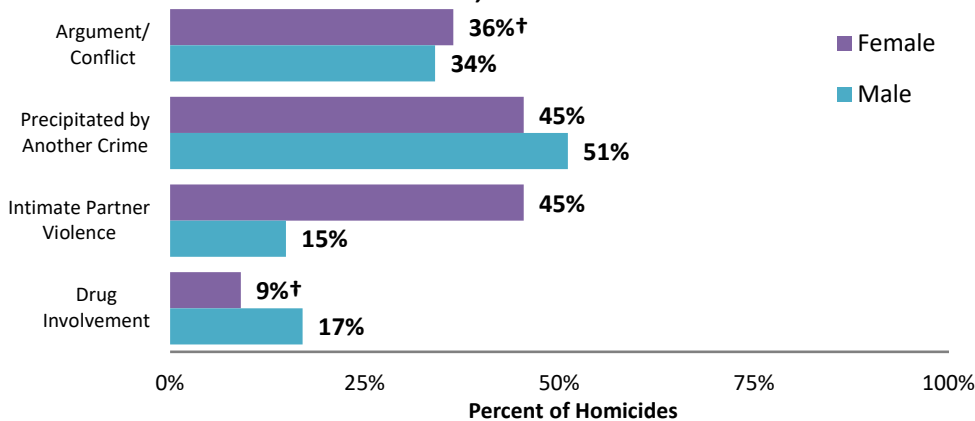
Circumstances of Suicides: Union County, NC: NC-VDRS, 2011-2020*



*Based on the county of injury occurrence, 97.6% of cases had circumstance information. One female and four males were missing circumstance information.

- Thirty-three percent (32.7%) of male and 33.3% of female Union County suicide victims with circumstance information were characterized as being currently depressed when they died by suicide.
- Sixty-nine percent (68.9%) of female and 48.2% of male suicide victims were characterized as having a current mental health problem.
- Females (31.1%) were more likely to have attempted suicide in the past as compared to males (13.0%).

Circumstances of Homicides: Union County, NC: NC-VDRS, 2011-2020*



*Based on the county of injury occurrence, 93.5% of cases had circumstance information. Zero females and four males were missing circumstance information.

† There were fewer than 5 deaths

- Arguments or conflicts were a contributing factor for female homicides (36.4%), this was similar to male homicides (34.0%).
- Forty-five percent (45.4%) of female homicides and 51.1% of male homicides were precipitated by another crime such as robbery, burglary, or drug trafficking.
- Intimate partner violence was a contributing factor in 45.4% of female homicides, but only 14.9% of male homicides.

The North Carolina Violent Death Reporting System is supported by Cooperative Agreement 5NU17/CE002613-05-00 from the Centers for Disease Control and Prevention (CDC).

NC Division of Public Health / www.publichealth.nc.gov / Injury Epidemiology & Surveillance Unit/ 919-707-5425

NC Violent Death Reporting System / 919-707-5432

State of North Carolina / Department of Health and Human Services / www.ncdhhs.gov

NC DHHS is an equal opportunity employer and provider.

2020 FINAL DATA 6/20/2022



NC DEPARTMENT OF
**HEALTH AND
HUMAN SERVICES**
Division of Public Health



Please see the NC-VDRS 2020 Annual Report for additional data and technical information.