

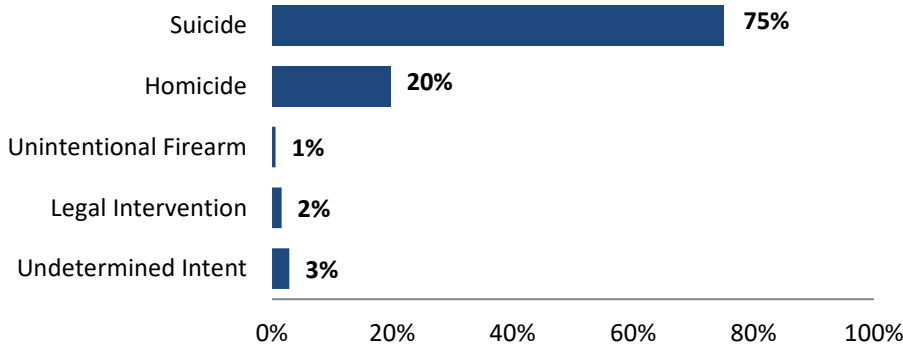
NC Violent Death Reporting System

VIOLENT DEATH IN NORTH CAROLINA: JOHNSTON COUNTY INCIDENTS, 2011-2020

The North Carolina Violent Death Reporting System (NC-VDRS) is a CDC-funded statewide surveillance system that collects detailed information on violent deaths that occur in North Carolina, including: homicide, suicide, unintentional firearm deaths, legal intervention, and deaths of undetermined intent. NC-VDRS triangulates information from death certificates, medical examiner reports, and law enforcement reports to understand and aid in the prevention of violent deaths. Data reported in this document are based on the county where the death occurred rather than county of residence¹. For more information, please visit <https://www.injuryfreenc.ncdhhs.gov/About/ncVDRS.htm>.

¹The occurrent ratio is used instead of the rate. This statistic is derived from the total number of violent deaths resulting from injuries in a specified geographic region divided by the number of residents in the region.

Manner of Death: Johnston County, NC: NC-VDRS, 2011-2020*



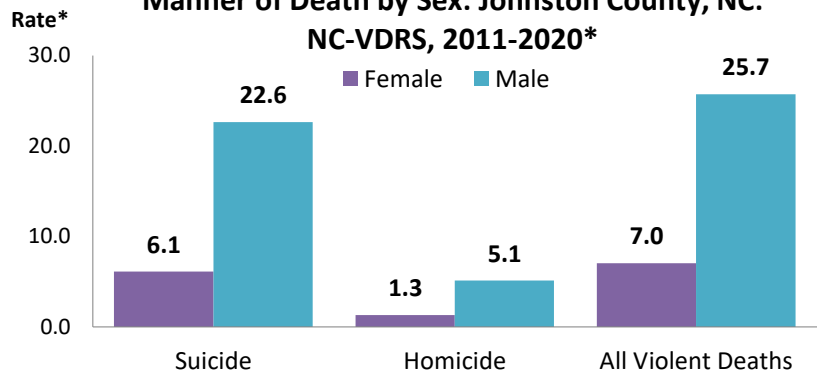
- For the years 2011-2020, there were 309 violent deaths from injuries sustained in Johnston County. Of these 309 deaths, 302 were NC residents (97.7%) and 281 were Johnston County residents (90.9%).

- There were 232 suicides (75.1%), 61 homicides (19.7%), two unintentional firearm deaths (0.6%), five deaths from legal intervention (1.6%), and nine deaths of undetermined intent (2.9%).

*Based on the county of injury occurrence.

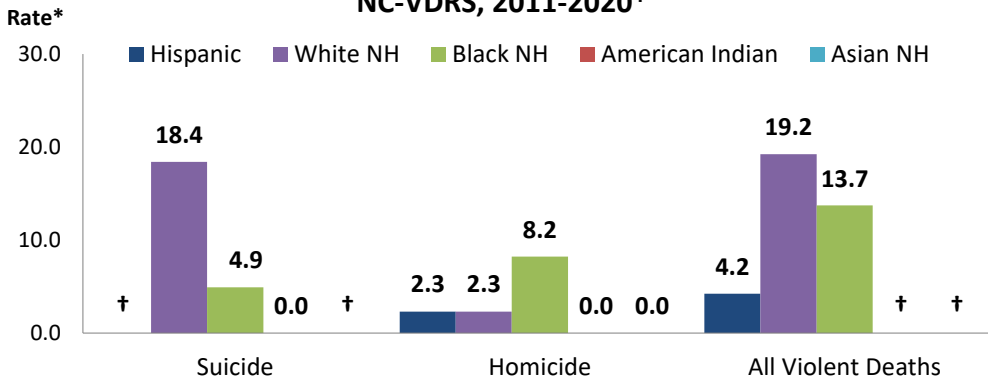
- In Johnston County, the suicide ratio was 3.7 times higher in males than in females, and the homicide ratio was 3.9 times higher in males than in females.

Manner of Death by Sex: Johnston County, NC: NC-VDRS, 2011-2020*



*Rate per 100,000 based on the county of injury occurrence.

Manner of Death by Race/Ethnicity: Johnston County, NC: NC-VDRS, 2011-2020*



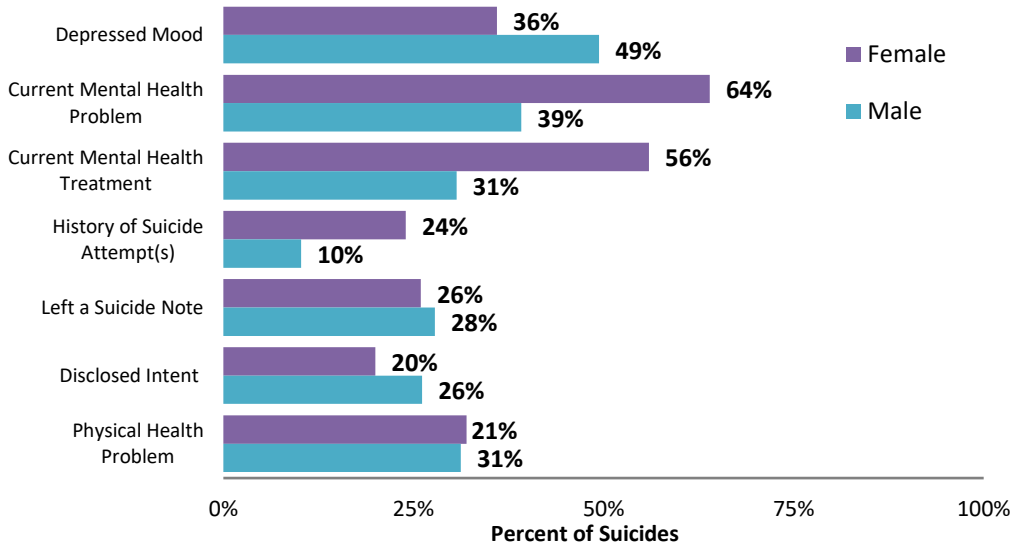
*Rate per 100,000 based on the county of injury occurrence. † Rate suppressed, 1-4 deaths. Chart excludes one death of unknown or other race/ethnicity.

- The suicide rate was highest for non-Hispanic (NH) white victims (18.4 suicides per 100,000 population) followed by NH Black victims (4.9 per 100,000).

- In contrast, the homicide rate was highest among NH Black victims (8.2 per 100,000 population) followed by Hispanic and NH white victims (2.3 per 100,000).

- Suicides and homicides displayed dissimilar age patterns. Homicide rates peaked among those aged 20-24 with 7.6 homicides per 100,000, while suicide rates peaked among those aged 45-54 with 21.5 suicides per 100,000.
- Nearly three quarters of homicides (73.8%) and more than half of suicides (59.1%) involved firearms.
- Suspicion of intoxication was reported in 16.4% of homicides and 22.8% of suicides.
- For homicide incidents where one or more suspects were identified, the relationship of the victim to the suspect was known (current or former spouse/boyfriend/girlfriend, family, friend or acquaintance) more frequently for female (92.3%) than for male (72.9%) victims.

Circumstances of Suicides: Johnston County, NC: NC-VDRS, 2011-2020*



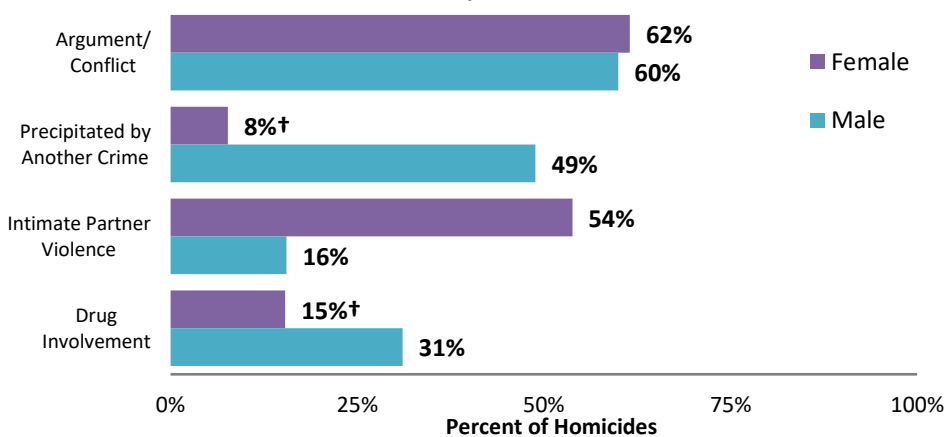
*Based on the county of injury occurrence, 97.4% of cases had circumstance information. One female and five males were missing circumstance information.

- Fifty percent (49.4%) of male and 36.0% of female Johnston County suicide victims with circumstance information were characterized as being currently depressed when they died by suicide.

- Sixty-four percent (64.0%) of female and 39.2% of male suicide victims were characterized as having a current mental health problem.

- Females (24.0%) were more likely to have attempted suicide in the past as compared to males (10.2%).

Circumstances of Homicides: Johnston County, NC: NC-VDRS, 2011-2020*



*Based on the county of injury occurrence, 95.1% of cases had circumstance information. Zero females and three males were missing circumstance information.

† There were fewer than 5 deaths

- Arguments or conflicts were more likely to be a contributing factor for female homicides (61.5%) than for male homicides (60.0%).

- Eight percent (7.7%) of female homicides and 48.9% of male homicides were precipitated by another crime such as robbery, burglary, or drug trafficking.

- Intimate partner violence was a contributing factor in 53.9% of female homicides, but only 15.6% of male homicides.

The North Carolina Violent Death Reporting System is supported by Cooperative Agreement 5 NU17CE924955-02-00 from the Centers for Disease Control and Prevention (CDC).



NC DEPARTMENT OF
**HEALTH AND
HUMAN SERVICES**
Division of Public Health



NC Division of Public Health / www.publichealth.nc.gov / Injury Epidemiology & Surveillance Unit/ 919-707-5425

NC Violent Death Reporting System / 919-707-5432

State of North Carolina / Department of Health and Human Services / www.ncdhhs.gov

NC DHHS is an equal opportunity employer and provider.

2020 FINAL DATA 6/20/2022

Please see the NC-VDRS 2020 Annual Report for additional data and technical information.