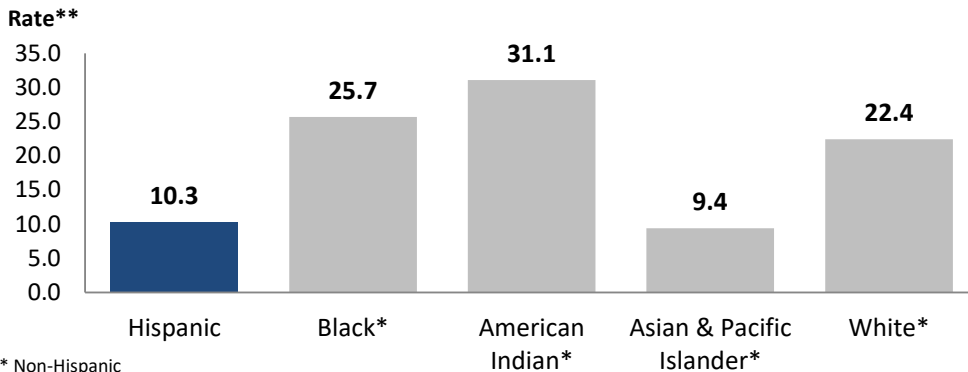


NC Violent Death Reporting System

VIOLENT DEATHS AMONG HISPANIC RESIDENTS IN NORTH CAROLINA: 2012-2021

The North Carolina Violent Death Reporting System (NC-VDRS) is a CDC-funded statewide surveillance system that collects detailed information on violent deaths that occur in North Carolina including: homicide, suicide, unintentional firearm deaths, legal intervention, and deaths of undetermined intent. NC-VDRS triangulates information from death certificates, medical examiner reports, and law enforcement reports to understand and aid in the prevention of violent deaths. For more information, please visit <https://www.injuryfreenc.ncdhhs.gov/About/ncVDRS.htm>.

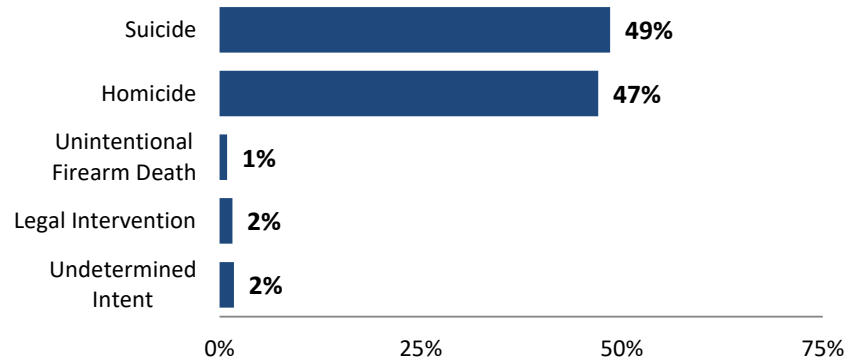
Violent Death Rate by Race/Ethnicity: NC-VDRS, 2012-2021



* Non-Hispanic
 ** Rate per 100,000 population

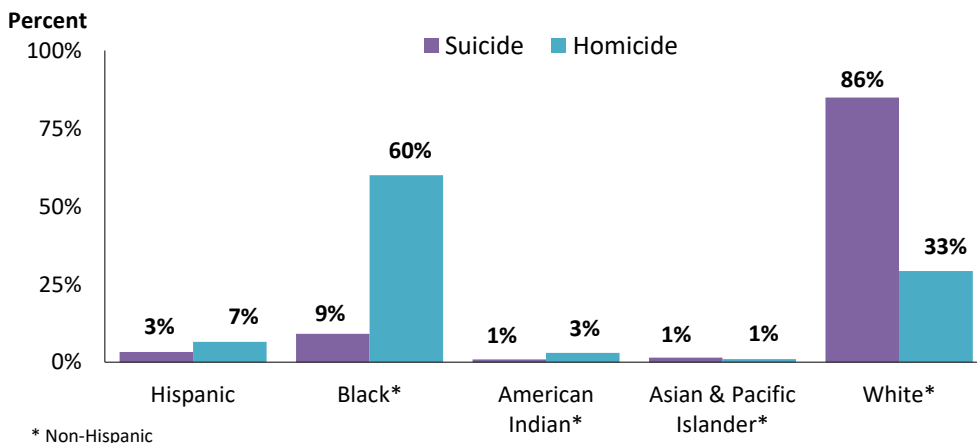
- For the year 2021, there were 1,039,411 Hispanic residents living in North Carolina, accounting for 9.8 percent of the state's population.
- Hispanic victims had the second lowest rate of violent death by race in North Carolina (10.3 per 100,000 population) from 2012 to 2021.

Manner of Death Among Hispanic Victims: NC-VDRS 2012-2021



- From 2012 to 2021, 941 Hispanic residents in North Carolina died by violence.
- There were 443 homicides (47.1%), 457 suicides (48.6%), nine unintentional firearm deaths (1.0%), 15 deaths due to legal interventions (1.6%), and 17 deaths of undetermined intent (1.8%) among Hispanic residents.
- Male Hispanic residents were over four times more likely to die by violence than females from 2012 to 2021 (80.6% versus 19.4%).

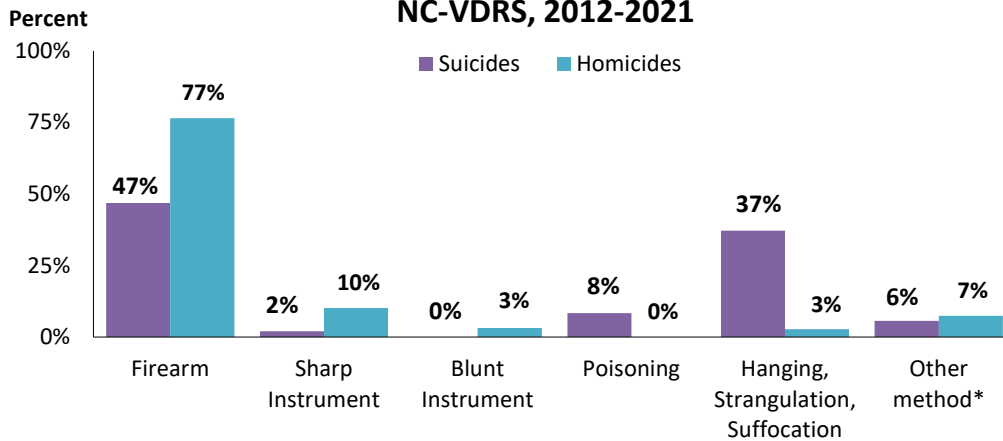
Manner of Death by Race/Ethnicity: NC-VDRS, 2012-2021



* Non-Hispanic

- Hispanic victims accounted for 6.5% of all homicides and 3.3% of all suicides, across all racial groups in North Carolina from 2012 to 2021.
- In contrast, NH Black victims accounted for 60.0% of all homicides and NH white victims accounted for 84.9% of all suicides, across all racial groups in North Carolina from 2012 to 2021.

Method of Death Among Hispanic Victims: NC-VDRS, 2012-2021



- The majority of homicides (76.5%) and suicides (46.8%) among Hispanic victims involved firearms.

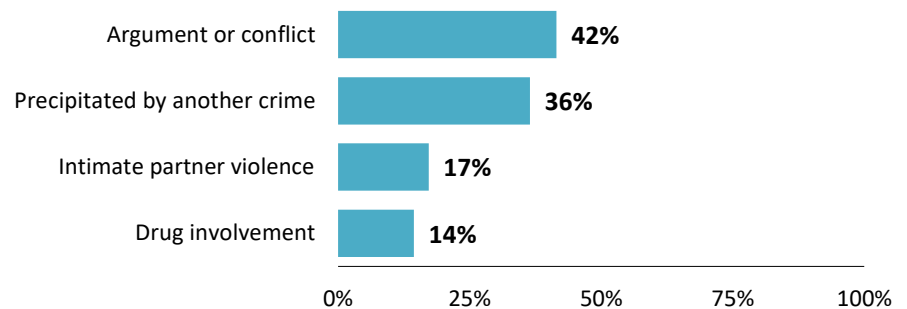
- The second most common method of homicide was sharp instruments (10.2%).

- The second most common method of suicide was hanging, strangulation or suffocation (37.2%).

*Other includes fire/burns, falls, intentional neglect, personal weapons and other methods

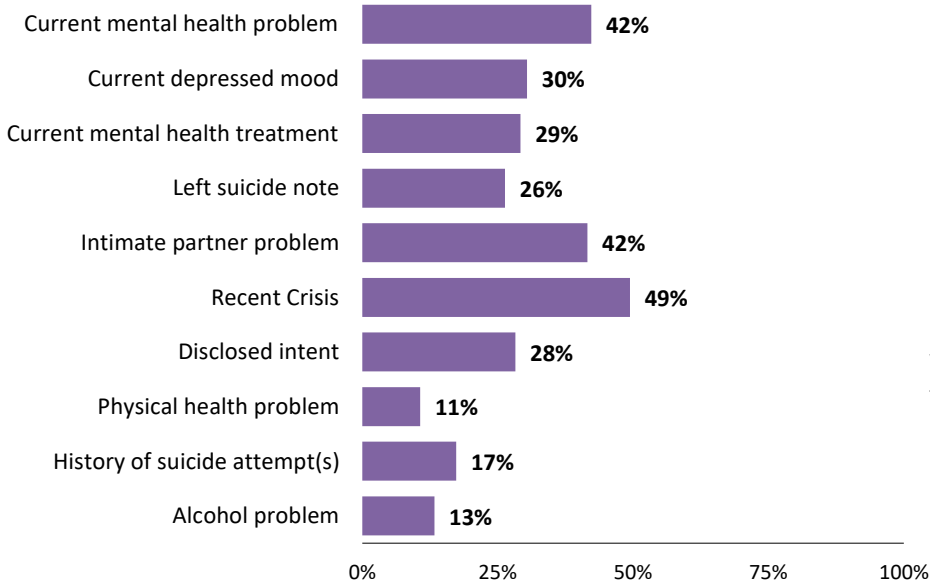
- Of all homicides among Hispanic victims with known circumstance information, two-fifths (41.5%) involved an argument or conflict.
- Another serious crime (e.g., robbery, burglary) precipitated 36.5% of homicides among Hispanics.
- Of these homicides victims, 17.2% involved intimate partner violence.

Homicide Circumstances* Among Hispanic Victims: NC-VDRS, 2012-2021



* Eighty-nine percent (89.2%) of homicide cases had circumstance information.

Suicide Circumstances* Among Hispanic Victims: NC-VDRS, 2012-2021



* Ninety-two percent (92.1%) of suicide cases had circumstance information.

- Among Hispanic suicide victims with known circumstance information, 49.4% experienced a recent crisis.

- One-third (42.3%) of victims were characterized as having a current mental health problem and 30.4% were characterized as being depressed at the time of suicide.

- Twenty-six percent (26.4%) of Hispanic suicide victims left a suicide note and 28.3% disclosed their suicide intent.

- Forty-two percent (41.6%) of Hispanic suicide victims experienced a recent problem with an intimate partner.

The North Carolina Violent Death Reporting System is supported by Cooperative Agreement 5NU17/CE002613-05-00 from the Centers for Disease Control and Prevention (CDC).

NC Division of Public Health / www.publichealth.nc.gov / Injury Epidemiology & Surveillance Unit / 919-707-5425
NC Violent Death Reporting System / 919-707-5432

State of North Carolina / Department of Health and Human Services / www.ncdhhs.gov
NCDHHS is an equal opportunity employer and provider.

2021 FINAL DATA 8/14/2023

Please see the NC-VDRS 2021 Annual Report for additional data and technical information:

<https://www.injuryfreenc.ncdhhs.gov/DataSurveillance/ViolentDeathData.htm>



NC DEPARTMENT OF
**HEALTH AND
HUMAN SERVICES**
Division of Public Health

