

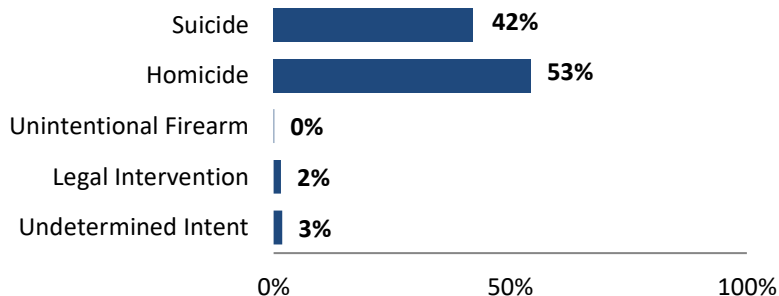
NC Violent Death Reporting System

VIOLENT DEATH IN NORTH CAROLINA: DURHAM COUNTY INCIDENTS, 2011-2020

The North Carolina Violent Death Reporting System (NC-VDRS) is a CDC-funded statewide surveillance system that collects detailed information on violent deaths that occur in North Carolina, including: homicide, suicide, unintentional firearm deaths, legal intervention, and deaths of undetermined intent. NC-VDRS triangulates information from death certificates, medical examiner reports, and law enforcement reports to understand and aid in the prevention of violent deaths. Data reported in this document are based on the county where the death occurred rather than county of residence¹. For more information, please visit <https://www.injuryfreenc.ncdhhs.gov/About/ncVDRS.htm>.

¹The occurrent ratio is used instead of the rate. This statistic is derived from the total number of violent deaths resulting from injuries in a specified geographic region divided by the number of residents in the region.

Manner of Death: Durham County, NC: NC-VDRS, 2011-2020*



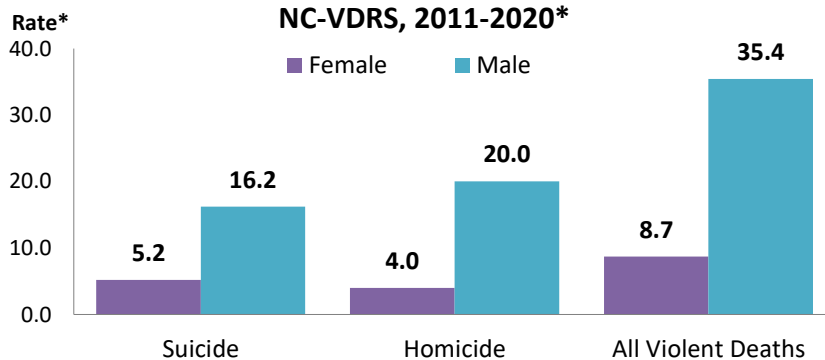
- For the years 2011-2020, there were 648 violent deaths from injuries sustained in Durham County. Of these 648 deaths, 635 were NC residents (98.0%) and 566 were Durham County residents (87.3%).

- There were 273 suicides (42.1%), 352 homicides (54.3%), one unintentional firearm death (0.2%), 10 deaths from legal intervention (1.5%), and 12 deaths of undetermined intent (1.9%).

*Based on the county of injury occurrence.

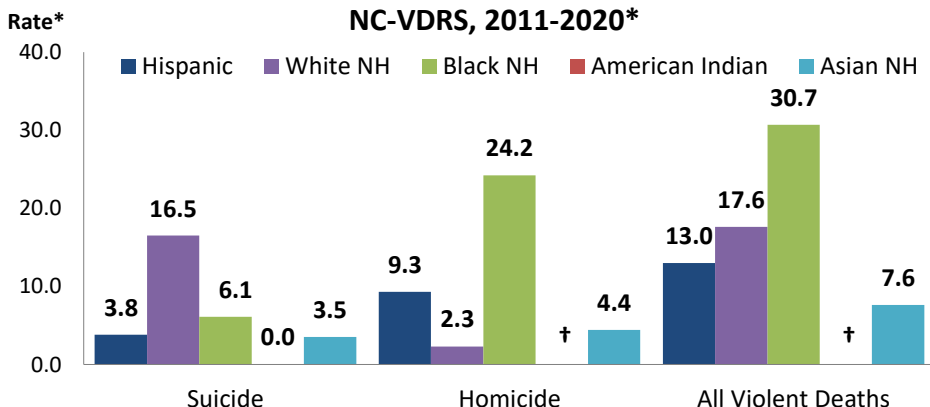
Manner of Death by Sex: Durham County, NC: NC-VDRS, 2011-2020*

- In Durham County, the suicide ratio was 3.1 times higher in males than in females, and the homicide ratio was 5.0 times higher in males than in females.



*Rate per 100,000 based on the county of injury occurrence.

Manner of Death by Race/Ethnicity: Durham County, NC: NC-VDRS, 2011-2020*



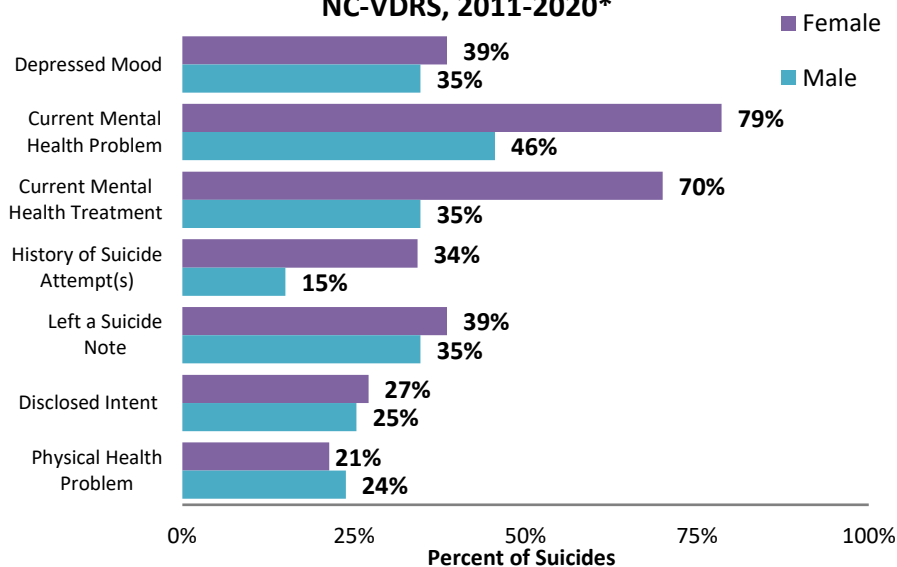
- The suicide rate was highest among non-Hispanic (NH) white victims (16.5 suicides per 100,000 population) followed by NH Black victims (6.1 per 100,000).

- In contrast, the homicide rate was highest among NH Black victims (24.2 per 100,000 population) followed by Hispanic victims (9.3 per 100,000).

*Rate per 100,000 based on the county of injury occurrence.
Chart excludes two deaths of unknown or other race/ethnicity.

- Suicides and homicides displayed dissimilar age patterns. Homicide rates peaked among those aged 20-24 with 31.4 homicides per 100,000, while suicide rates peaked among those aged 45-54 with 13.7 suicides per 100,000.
- More than three quarters of homicides (82.7%) and two fifths of suicides (44.0%) involved firearms.
- Suspicion of intoxication was reported in 13.4% of homicides and 19.4% of suicides.
- For homicide incidents where one or more suspects were identified, the relationship of the victim to the suspect was known (current or former spouse/boyfriend/girlfriend, family, friend or acquaintance) more frequently for female (79.4%) than for male (46.0%) victims.

Circumstances of Suicides: Durham County, NC: NC-VDRS, 2011-2020*



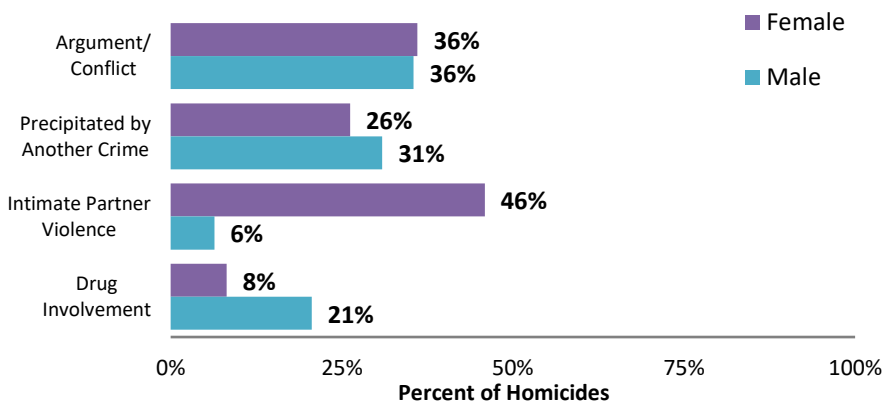
- Thirty-five percent (34.7%) of male and 38.6% of female Durham County suicide victims with circumstance information were characterized as being currently depressed when they died by suicide.

- Seventy-nine percent (78.6%) of female and 45.6% of male suicide victims were characterized as having a current mental health problem.

- Females (34.3%) were more likely to have attempted suicide in the past as compared to males (15.0%).

*Based on the county of injury occurrence, 96.3% of cases had circumstance information. Two females and eight males were missing circumstance information.

Circumstances of Homicides: Durham County, NC: NC-VDRS, 2011-2020*



- Arguments or conflicts were more likely to be a contributing factor for female homicides (36.1%) than for male homicides (35.5%).

- Twenty-six percent (26.2%) of female homicides and 30.9% of male homicides were precipitated by another crime such as robbery, burglary, or drug trafficking.

- Intimate partner violence was a contributing factor in 45.9% of female homicides, but only 6.4% of male homicides.

*Based on the county of injury occurrence, 91.8% of cases had circumstance information. Two females and 27 males were missing circumstance information.

The North Carolina Violent Death Reporting System is supported by Cooperative Agreement 5 NU17CE924955-02-00 with Centers for Disease Control and Prevention (CDC).


NC Division of Public Health / www.publichealth.nc.gov / Injury Epidemiology & Surveillance Unit/ 919-707-5425

NC Violent Death Reporting System / 919-707-5432

State of North Carolina / Department of Health and Human Services / www.ncdhhs.gov

NC DHHS is an equal opportunity employer and provider.

2020 FINAL DATA 6/20/2022



NC DEPARTMENT OF
**HEALTH AND
HUMAN SERVICES**
Division of Public Health



Please see the NC-VDRS 2020 Annual Report for additional data and technical information.