

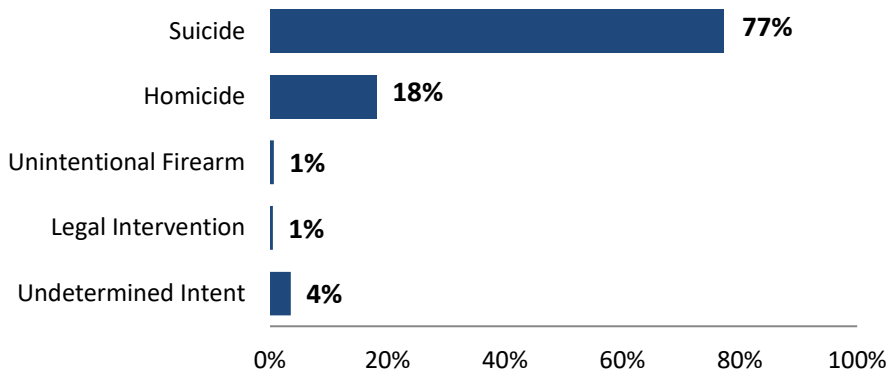
NC Violent Death Reporting System

VIOLENT DEATH IN NORTH CAROLINA: BUNCOMBE COUNTY INCIDENTS, 2010-2019

The North Carolina Violent Death Reporting System (NC-VDRS) is a CDC-funded statewide surveillance system that collects detailed information on violent deaths that occur in North Carolina including: homicide, suicide, unintentional firearm deaths, legal intervention, and deaths of undetermined intent. NC-VDRS triangulates information from death certificates, medical examiner reports, and law enforcement reports to understand and aid in the prevention of violent. Data reported in this document are based on the county where the death occurred rather than county of residence¹. For more information, please visit <https://www.injuryfreenc.ncdhhs.gov/About/ncVDRS.htm>.

¹The occurrent ratio is used instead of the rate. This statistic is derived from the total number of violent deaths resulting from injuries in a specified geographic region divided by the number of residents in the region.

Manner of Death: Buncombe County, NC: NC-VDRS, 2010-2019*

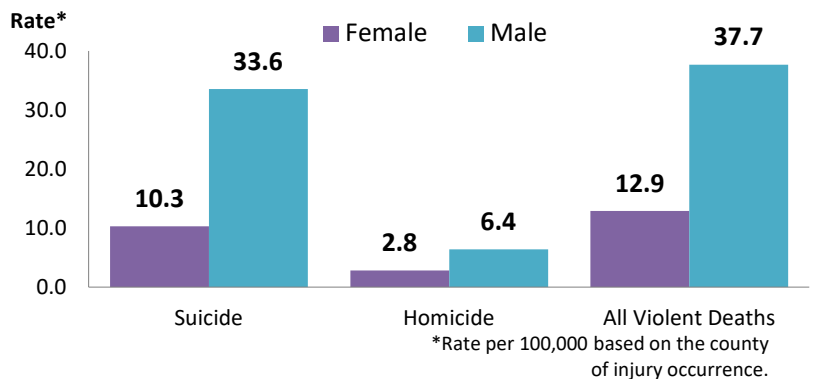


- For the years 2010-2019, there were 622 violent deaths from injuries sustained in Buncombe County. Of these 622 deaths, 599 were NC residents (96.3%) and 570 were Buncombe County residents (91.6%).

- There were 480 suicides (77.2%), 113 homicides (18.2%), four unintentional firearm deaths (0.6%), three deaths from legal intervention (0.5%), and 22 deaths of undetermined intent (3.5%).

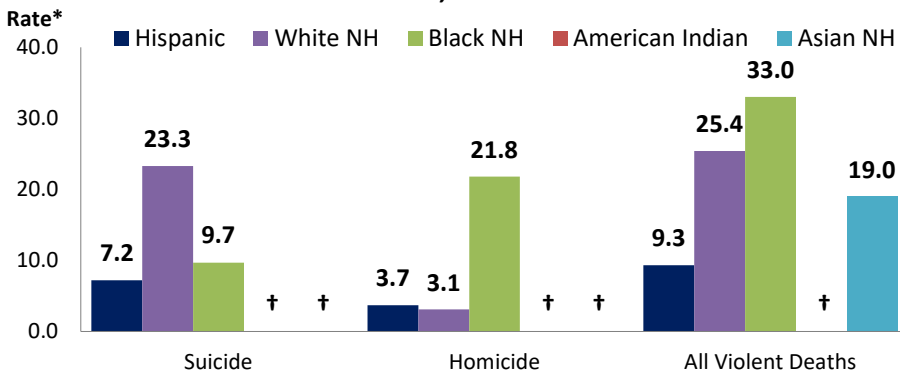
*Based on the county of injury occurrence.

Manner of Death by Sex: Buncombe County, NC: NC-VDRS, 2010-2019*



- In Buncombe County, the suicide ratio was 3.3 times higher in males than in females, and the homicide ratio was 2.3 times higher in males than in females.

Manner of Death by Race/Ethnicity: Buncombe County, NC: NC-VDRS, 2010-2019*



- The suicide rate was highest for non-Hispanic (NH) white victims (23.3 suicides per 100,000 population) followed by NH Black victims (9.7 per 100,000).

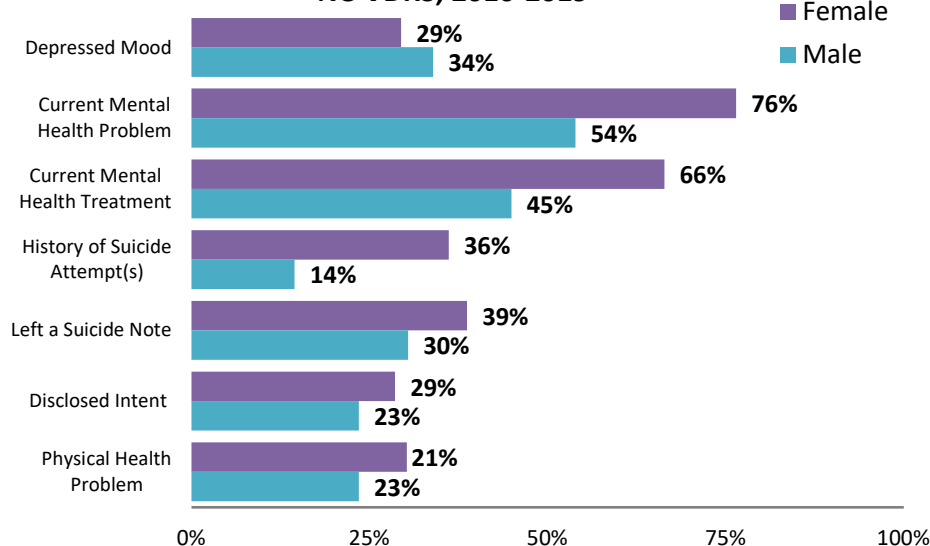
- In contrast, the homicide rate was highest among NH Black victims (21.8 per 100,000 population) followed by Hispanic victims (3.7 per 100,000).

*Rate per 100,000 based on the county of injury occurrence. † Rate suppressed, 1-4 deaths. Chart excludes zero deaths of unknown or other race/ethnicity

- Suicides and homicides displayed dissimilar age patterns. Homicides peaked among those aged 20-24 with 8.8 homicides per 100,000, while suicides peaked among those aged 45-54 with 33.0 suicides per 100,000.
- More than half of homicides (56.6%) and half of suicides (48.5%) were committed using firearms.
- Suspicion of intoxication was reported in 27.4% of homicides and in 22.9% of suicides.
- For homicide incidents where one or more suspects were identified, the relationship of the victim to the suspect was known (current or former spouse/boyfriend/girlfriend, family, friend or acquaintance) more frequently for female (78.9%) than for male (69.0%) victims.

Circumstances of Suicides: Buncombe County, NC:

NC-VDRS, 2010-2019*



- Thirty-four percent (33.9%) of male and 29.4% of female Buncombe County suicide victims with circumstance information were characterized as being currently depressed when they completed suicide.

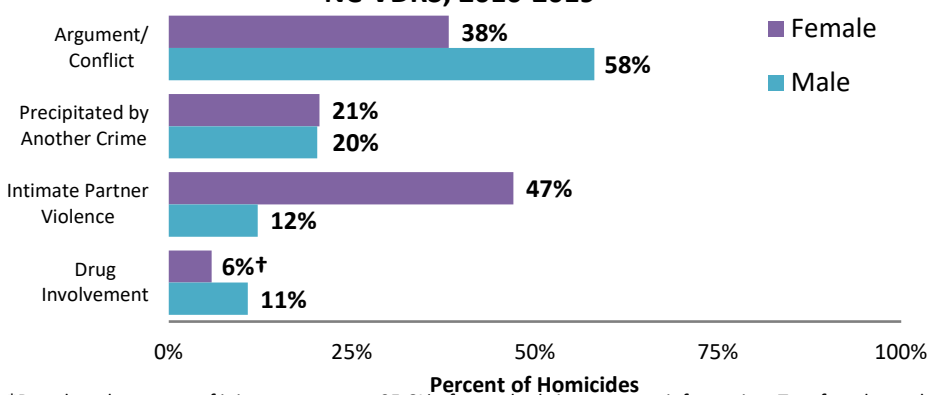
- Seventy-seven percent (76.5%) of female and 53.9% of male suicide victims were characterized as having a current mental health problem.

- Females (36.1%) were more likely to have attempted suicide in the past as compared to males (14.5%).

*Based on the county of injury occurrence, 96.7% of cases had circumstance information. Two females and 14 males were missing circumstance information.

Circumstances of Homicides: Buncombe County, NC:

NC-VDRS, 2010-2019*



- Arguments or conflicts were more likely to be a contributing factor for male homicides (58.1%) than for female homicides (38.2%).

- Twenty-one percent (20.6%) of female homicides and 20.3% of male homicides were precipitated by another crime such as robbery, burglary, or drug trafficking.

- Intimate partner violence was a contributing factor in 47.1% of female homicides, but only 12.2% of male homicides.


*Based on the county of injury occurrence, 95.6% of cases had circumstance information. Two females and three males were missing circumstance information.

† There were fewer than 5 deaths

The North Carolina Violent Death Reporting System is supported by Cooperative Agreement 5 NU17CE924955-02-00 from the Centers for Disease Control and Prevention (CDC).

N.C. Division of Public Health / www.publichealth.nc.gov / Injury Epidemiology & Surveillance Unit/ 919-707-5425
N.C. Violent Death Reporting System / 919-707-5432

State of North Carolina / Department of Health and Human Services / www.ncdhhs.gov
N.C. DHHS is an equal opportunity employer and provider.
2019 FINAL DATA 8/16/21



NC DEPARTMENT OF
**HEALTH AND
HUMAN SERVICES**
Division of Public Health



Please see the NC-VDRS 2019 Annual Report for additional data and technical information.