



# Lee County

## 2024\*YTD

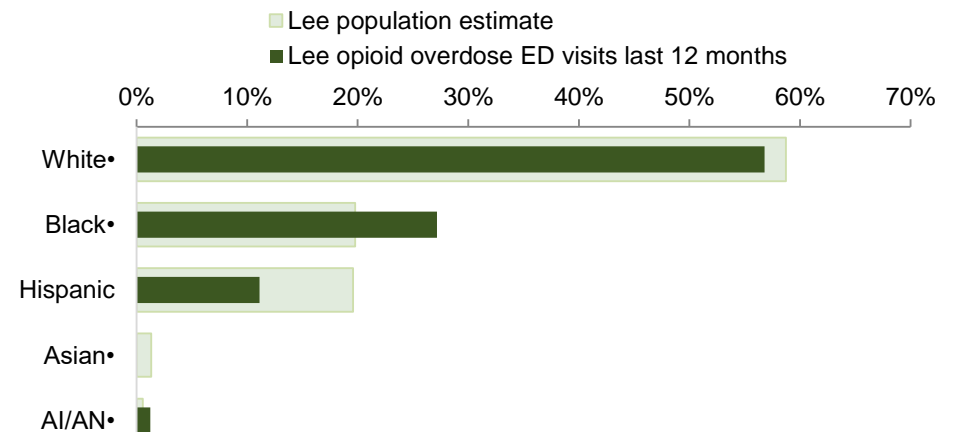
# 13 OPIOID OVERDOSE EMERGENCY DEPARTMENT VISITS

## 13 Opioid Overdose ED Visits in Lee County for 2024\* YTD

compared to **20** in Jan-Mar 2023

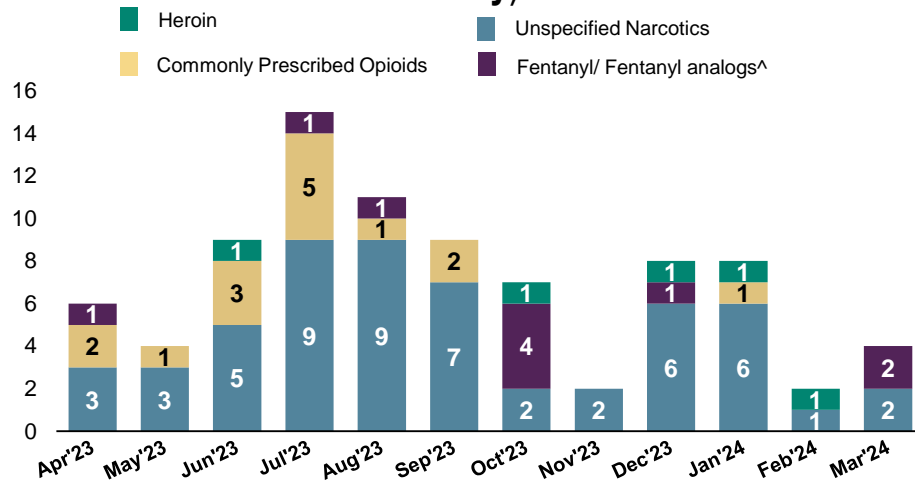
Source: NC DETECT: Data Source: ED; Custom Event: Overdose; Opioid Overdose V.2 (ICD-9/10-CM)

### Opioid Overdose ED Visits by Race Ethnicity



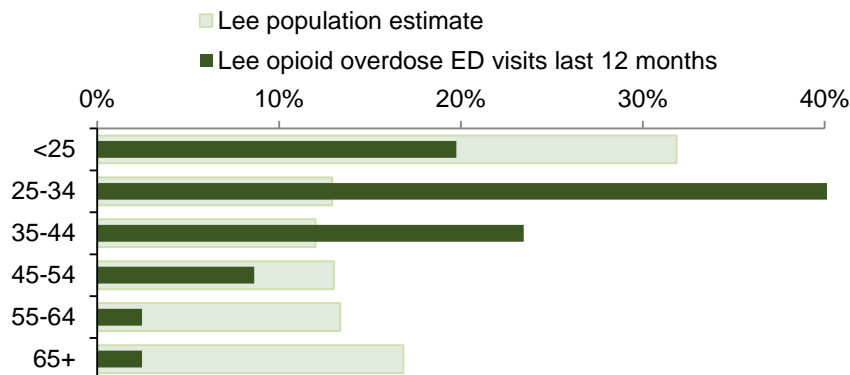
\*Non-hispanic, **except** when ethnicity data are missing or incomplete (less than 85% ethnicity data available); if ethnicity is missing, race categories include both Hispanic and Non-Hispanic. AI/AN (American Indian/ Alaskan Native).

### Opioid Overdose ED Visits Last 12 Months by Drug Class: Lee County, 2023-2024\*



Note: ED visit data is provisional; YTD: Year to date; For case definitions, go to <https://www.injuryfreenc.ncdhhs.gov/DataSurveillance/poisoning/SummaryTableforPoisoningDefinitions.pdf>

### Opioid Overdose ED Visits by Age Group



Note: NC DETECT is North Carolina's statewide syndromic surveillance system. There may be data quality issues affecting our counts: counties with <10 cases may not be true lack of opioid overdose cases but data quality issues; additionally, some hospitals use non-specific poisoning codes rather than specific opioid poisoning codes. For questions contact SubstanceUseData@dhhs.nc.gov

